


# INNOVATIONS 22/23



Lifting tables




Assembly tables



Turning/rotating



Vacuum presses



Bonding presses



Grinding machine

Lifting tables - Work tables - Vacuum presses - Bonding presses

# Benefit from our experience

## EXPERIENCE BARTH:

### Opening hours:

Mon – Thu: 8 am – 12 pm  
1 pm – 5 pm

Fri: 8 am – 1 pm

### BARTH GmbH

Gerhard-Meister-Str. 5  
83342 Tacherting · GERMANY  
Phone: +49 8621 5050 600  
[www.barth-maschinenbau.de](http://www.barth-maschinenbau.de)

### Ask us - we will be glad to assist you:

- in selecting the right lifting table and work table
- in optimizing your bench area
- in finding a solution for your assembly problems with our tailor-made press solutions
- for difficult applications with our vacuum presses

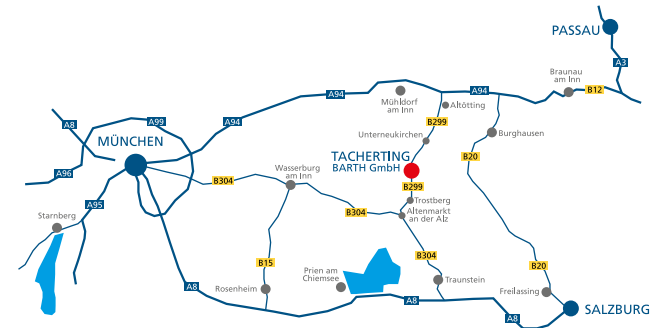
We are looking forward to your visit!



Instant information:

+49 8621 5050 600 or  
[info@barth-maschinenbau.de](mailto:info@barth-maschinenbau.de)

Google Maps:



## 01 Lifting tables



Starting page 06

## 02 Assembly tables




Starting page 14

## 03 Assembly workplace organisation



Starting page 24

## 04 Turning and pivoting tables



Starting page 27

# Table of contents

	<b>Advantages BARTH</b>	<b>04</b>
<b>01</b>	<b>Overview lifting tables</b>	<b>05</b>
	Lifting tables	06–12
	Accessories for lifting tables	13
<b>02</b>	<b>Overview assembly workplace design</b>	<b>15</b>
	Work/assembly tables	16–20
	Accessories for work/assembly tables	21–23
<b>03</b>	<b>Workplace organisation</b>	<b>24–26</b>
<b>04</b>	<b>Overview turning and pivoting tables</b>	<b>27</b>
	Turning and pivoting tables	28–41
<b>05</b>	<b>Overview vacuum presses</b>	<b>42–43</b>
	Vacuum presses	44–52
<b>06</b>	<b>Vacuum pumps</b>	<b>53–54</b>
	Vacuum bag	55
	Accessories for vacuum presses	56
	Special solutions for our customers	57
<b>07</b>	<b>Overview MULTI-presses</b>	<b>58–59</b>
	MULTI-presses	60–70
	Benefits of manual hydraulics	71
	Pressure elements and central hydraulic system	72
	Accessories for MULTI-presses	73–74
	Special solutions for our customers	75
<b>08</b>	<b>Round and chamfer grinding machines</b>	<b>76–77</b>
	Swivelling fence for sliding table saws	78

## 05 Vacuum presses




Starting page 42

## 06 Vacuum bags and pumps



Starting page 53

## 07 MULTI-presses



Starting page 58

## 08 Grinding machines



Starting page 76

Optimize your assembly workplace!

# Profits are hidden at any workplace.



MADE IN GERMANY

## User video

The video shows a modern, ergonomic and, above all, economical assembly workplace. See for yourself!



[www.barth.tv](http://www.barth.tv)



## BARTH – it's your decision



### Quality and function in harmony

We fulfil your highest demands in terms of product quality and functionality and, thus meet the high European requirements regarding the suitability of our products.



### Open and honest advice

Well-founded and individual advice is important to us. This is how we find the optimal solution for your application.



### Efficiency

Our innovative products are not only economical, but also ergonomically. This is how you preserve your health.



### Made in Germany

We manufacture in Germany to provide perspectives and, we take responsibility for employees and junior staff for a future with opportunities.



### Customized solutions

If you are looking for innovative solutions for your work processes, you can rely on our experience.

# Lifting tables

## H 330

Page 6



- › Worktop: 1,245 x 740 mm
- › Max. load: 330 kg

## H 350 XL

Page 8



- › Worktop: 2,000 x 1,015 mm
- › Max. load: 350 kg

## H 600

Page 10



- › Worktop: 2,000 x 1,015 mm
- › Max. load: 600 kg

## H 850

Page 10



- › Worktop: 2,000 x 1,015 mm
- › Max. load: 850 kg

## H 1000

Page 12



- › Worktop: 2,000 x 1,015 mm
- › Max. load: 1,000 kg



Instant information at:

+49 8621 5050 600 or  
[info@barth-maschinenbau.de](mailto:info@barth-maschinenbau.de)

Flexible, manoeuvrable and stable

# The new lifting table H 330

The new H 330 lifting table is the further development of the H 300 model. The redesigned version is now even more stable, reliable and sustainable. It is therefore optimally equipped for use in practice and a perfect companion for any production. It excels by its solid construction and stability, combined with maximum manoeuvrability. Thanks to its elegant appearance and user-friendly operation, it supports everyday work and takes things to a new level.



*Solid  
welded construction of  
the cylinder holder  
(maximum shear force 1.2t)*



#### Easy to handle

Perfect size and weight for a transport cart, with milled grips in the worktop.



#### Extremely manoeuvrable

The steering rollers allow longitudinal or cross movements, for long parts, 2 steering rollers can be locked in this direction.

#### Base version lifting table 330

- Multiplex worktop with 2 grips, 1,245 x 740 mm
- Load 330 kg
- Base frame in solid construction
- 2 steering rollers with brake Ø 125 mm
- 2 steering rollers with direction lock Ø 125 mm
- Supplied in a ready assembled condition
- Footprint L x W x H: 1,350 x 740 x 490 – 1,070 mm

Different types of height adjustment are available



› eDRIVE Variant  
(230 V, max. load 300 kg)



› accuDRIVE Variant  
(12 V, max. load 300 kg)



› Standard  
foot-pumped  
hydraulic system



**NEW!**

User video

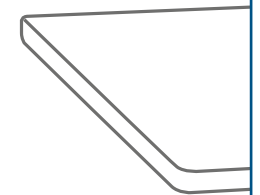


■ Large adjustment range  
from 490 mm – 1,070 mm

■ High-quality castors  
smooth-running, 2x with brake  
and 2x with direction lock

Available worktops

- Birch multiplex worktop
  - Hole plate
  - Hole plate, HPL coated
  - without worktop
- refer to page 13



The flexible "trestle substitute" and assembly table

# Lifting and work table series XL

The lifting and work table H 350 XL is a modern, mobile work table with large worktop which individually and ergonomically adapts to your workpieces and especially to your posture. The height is adjusted by a foot-pumped hydraulic system which can be operated from both longitudinal sides. The easy-to-operate hydraulic unit always drives the work top to the desired height position. The large adjustment range from 500 mm to 1,150 mm offers you the advantage that both small and large workpieces can be processed at a comfortable working height.



ESD variant upon request




Longitudinal pull-out (optional) on both sides  
550 mm each




Lifting table H 350 XL with hole plate  
and various accessories (optional)

**Recommendation Accessory kit  
wooden hole plate** 3x rack-and-pinion  
gear small, 4x stop block,  
2x vertical clamping device (BH-  
12-35)

Various additional accessories  
refer to page 21

 **Comfortable**  
foot-pumped hydraulic system,  
operable on both sides

 **Quality**  
foot pump with overload protection,  
powder-coated surfaces

**Base version lifting table H 350 XL**

- Lifting table 350 XL with multiplex plate 2,000 x 1,015 x 24 mm, max. load 350 kg
- Foot-pumped hydraulic system with overload protection
- Operation of hydraulic system on both sides
- 2 steering rollers with brake Ø 125 mm
- 2 steering rollers with direction lock Ø 125 mm
- Footprint L x W x H:  
2,000 x 1,015 x 500 up to 1,150 m



Different types of height adjustment are available



› eDRIVE Variant  
(230 V, max. load 300 kg)



› accuDRIVE Variant  
(12 V, max. load 300 kg)



› Standard  
foot-pumped  
hydraulic system



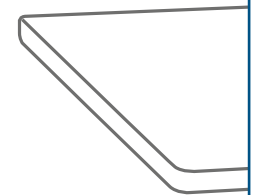
## User video



- **High-quality castors**  
smooth-running, 2x with brake and 2x with direction lock
- **Foot-pumped hydraulic system**  
on both sides, operable on both longitudinal sides with overload protection
- **Worktop**  
Standard: 2,000 mm x 1,015 mm  
expandable with longitudinal and cross pull-outs to max. 3,000 x 2,200 mm

## Available worktops

- Birch multiplex worktop
  - Hole plate
  - Hole plate, HPL coated
  - Without worktop
- refer to page 13




The power package with quick stroke

# Lifting table H 600 / H 850

The work and lifting tables of the 600 or 850 series handle more weight without any problems. Workpieces up to a weight of 600 kg or 850 kg can be processed, lifted and transported without any problems.

Height adjustment is ensured by a 2-step quick stroke hydraulic system and can be adjusted continuously from 450 mm to 1,100 mm.



*Optionally available with steel hole plate  
For accessories for hole plate, refer to pag 23*

## Comfort

The foot pump chooses automatically the right step:

1. step: Quick lift for small loads

2nd step: Easy lift for loads up to 600 kg or 850 kg



*Foot pump H 600 mounted on the longitudinal side*



*Foot pump H 850 mounted on the longitudinal side*

## Base version of lifting table H 600 / 850

- Lifting table 600, without worktop, load 600 kg
- Lifting table 850, without worktop, load 850 kg
- 2 steering rollers with brake
- 2 castors
- 2-step foot-pumped hydraulic system, optionally attached to the front or longitudinal side
- Footprint L x W x H:  
2,000 x 1,015 x 450 – 1,100 mm

**Multi-  
talent**



*Lifting table H 600 with optional worktop*

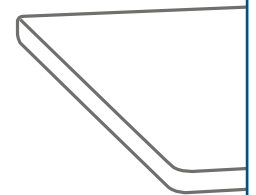
■ **High-quality castors**  
smooth-running,  
2x with brake  
and 2x fixed castors

## User video



## Available worktops

- Birch multiplex worktop
  - Hole plate
  - Hole plate, HPL coated
  - Steel hole plate
- refer to page 13



Electrical hydraulics for comfort

# Lifting table H 1000 accuDRIVE / eDRIVE

**Power package**



Lifting table H 1000 accuDRIVE



Remote control, optional

## Base version lifting table H 1000

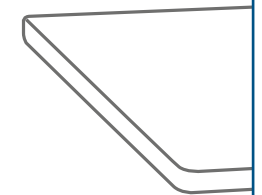
- accuDRIVE with 12V hydraulic unit
- eDRIVE with 230V hydraulic unit
- Operation by foot switch
- Load 1,000 kg
- 2 steering rollers with brake
- 2 castors
- Bellow
- Optional worktop
- L x W x H: 2,000 x 1,015 x 450- 1,100 mm

**High-quality castors**  
smooth-running,  
2x with brake  
and 2x fixed castors

**Optional worktop or hole plate**  
2,000 x 1,015 x 30 mm. With longitudinal  
pull-outs of 550mm on both sides available.  
Accessories for hole plate, refer to page 23

## Available worktops

- Birch multiplex worktop
  - Hole plate
  - Hole plate, HPL coated
  - Steel hole plate
- refer to page 13




## Longitudinal pull-out 550 mm



On both sides, suitable for	Art.no.	On both sides, suitable for	Art.no.
H 350 XL with hole plate	BH-26-44	H 600	BM-33-45
vakuuLIFT-S / H 350 XL	BH-26-43	H 850	BH-35-45
HPL hole plate vakuuLIFT-S	BH-12-44	H 600 with HPL Platte	BM-33-46
		H 850 with HPL Platte	BM-35-46

## Pull-out rails



	Art.no.
Set of 2 pcs 350 XL / vakuuLIFT-S, H 600 - H 1000, length 1,150 mm	BH-16-93
Lifting table H 330 + VakuuCar®, length 940 mm	BH-17-92

## Push handle



	Art.no.
Suitable for H 600 / H 850 / H 1000	BH-35-36

## Drawer attachment



	Art.no.
Drawer attachment H 350 XL / H 600 / H 850 / H 1000	BH-26-42


## Lifting table worktops



Worktop birch-multiplex single-layer coated	Art.no.
H 330 - 1,245 x 740 x 24 mm (included in the base version)	BH-17-68
H 350 XL- 2,000 x 1,015 x 24 mm (included in the base version)	BH-30-21-2010
H 600 / H 850 / H 1000 2,000 x 1,015 x 30 mm	BH-10-88




Hole plate birch-multiplex, hole grid 100 mm, hole diameter 22 mm	Art.no.
H 330 - 1,500 x 800 x 30 mm	BH-17-70
H 350 XL / H 600 / H 850 / H 1000 2,000 x 1,015 x 30 mm	BH-30-24-2010



Hole plate HPL coated birch-multiplex, hole grid 100 mm, hole diameter 22 mm	Art.no.
1,500 x 800 x 30 mm	BH-17-74
H 350 XL / H 600 / H 850 / H 1000 2,000 x 1,015 x 30 mm	BH-30-29-2010



Steel hole plate 6mm on birch multiplex 30 mm, hole grid 100 mm; hole diameter 15.5 mm	Art.no.
H 600 / H 850 / H 1000 2,000 x 1,015 x 36 mm	BH-30-28-2010




Stainless steel cover plate for worktops	Art.no.
H 350 XL / H 600 / H 850 / H 1000 2,007 x 1,022 x 2.5 mm	BH-00-0147-01

Safe clamping in seconds

# Vacuum suction cups made by BARTH

- › Reliable and safe clamping
- › Clamping in seconds by positioning the workpiece
- › Releasing by foot switch
- › Protecting sensitive surfaces
- › Clamping without any marks and without any silicone residues

Mobile to follow the work – BARTH work tables are mobile!  
They follow the workpieces to any place in the workshop.



Overview

# Work and assembly tables

## VakuuCar®

Page 16



- › Worktop: 1,350 / 2,100 x 800 mm
- › Max. load: 150 kg

## VakuuCar® XL

Page 17



- › Worktop: 1,800 x 740 mm
- › Max. load: 150 kg

## vakuuLIFT-S

Page 18



- › Worktop: 2,000 x 1,015 mm
- › Max. load: 350 kg

## VakuuSYST® 3.15 SET

Page 20



## APS-ORGA II

Page 24



- › Worktop: 2,300 x 740 mm

## orgaCAR

Page 25



The workpiece profile – perfect for paint preparation

# VakuuCar®+

*Ultra manoeuvrable*

**100% Silicone FREE**  
Silicone-free vacuum suction cups for powerful clamping of the workpiece without any marks

**Swivelling**  
swivelling rotary axis (0°) for horizontal and vertical clamping

### Base version VakuuCar®+ easyMOTION

- Vacuum pump for continuous operation (performance: 3 m<sup>3</sup>/h)
- Foot valve for releasing the clamped workpieces
- Base frame with 90° rotary axis for vacuum suction cups
- 2 flat vacuum suction cups: 1x190 mm round, 1x250x80 mm with quick-change system
- Pull-outs +450 mm on both sides
- 5 support bars with squared timber
- Integrated socket strip for auxiliary equipment
- easyMOTION height adjustment with manual crank
- In 6 positions adjustable bench dogs as support
- Footprint L x W x H: 1,350 x 800 x 850 or 2,100 x 1,400 x 1,050 mm

Additional accessories, starting page 21



*VakuuCar®+ easyMOTION with optional accessories*



User video



**5 adjustable support bars with squared timber**  
support depth expandable up to 1,400 mm, with carpet on one side

**2 flat vacuum suction cups**  
with extra soft and flexible sealing lips, gentle on the workpiece and silicone-free, with quick-change system

**High-quality castors**  
smooth-running, 2x with brake and 2x with direction lock

**Vacuum pump**  
powerful electrical vacuum pump 120W with dust filter and foot valve

**Space**  
plenty of space for tools, vacuum cleaner or optional drawers



The mobile work and assembly table

# VakuuCar® XL



*VakuuCar® XL easyMOTION  
with optional accessories*

## Base version VakuuCar® XL easyMOTION

- Base frame with 90° rotary axis for vacuum suction cups
- 3 flat vacuum suction cups: 1x190 mm round, 1x 250 x 80 mm, 1x 240 x 45 mm with quick-change system
- Vacuum pump 120 W, 230V, 3 m³/h, with dust filter
- easyMOTION height adjustment with manual crank
- 4 support bars with squared timber
- Worktop with 3 cutouts for vacuum suction cups
- Integrated socket strip for auxiliary equipment
- In 6 positions adjustable bench dogs as support
- Footprint L x W x H:  
1,800 x 800 x 874 – 1074 mm

Also available with hole plate 2,000 x 800 x 30 mm  
(refer to accessories on page 21)

■ **Optionally expandable**  
with longitudinal pull-outs  
(on each side +440 mm)

■ **3 flat vacuum suction cups**  
with extra soft and flexible sealing lips,  
gentle on the workpiece and silicone-free,  
with quick-change system

■ **High-quality castors**  
smooth-running, 2x with brake  
and 2x with direction lock

■ **Vacuum pump**  
powerful electrical vacuum  
pump 120W with dust filter and  
foot valve

User video



■ **Space**  
plenty of space for tools, vacuum cleaner  
or optional drawers

The perfect assembly table for flexible applications

# vakuuLIFT-S

Equipped with 3 flat vacuum suction cups, the vakuuLIFT-S assembly table is an optimal ergonomic work and assembly table for maximum loads.

Each flat suction cup is individually height-adjustable. The rotary axis is swivelling by 90°. Height-adjustment is performed by a smooth-running hydraulic foot pump. The smooth-running high-quality rollers provide maximum mobility.

### Base version vakuuLIFT-S


- Base: Lifting table 350 XL
- 3 vacuum suction cups with quick coupling: 190 mm round, 250x80mm, 240x45 mm
- Vacuum pump 230 V, 3 m<sup>3</sup>/h
- Outlet strip
- Foot pedal on both longitudinal sides
- Support
- Multiplex worktop 2,000 x 1,015 mm
- Footprint L x W x H: 2,000 x 1,060 x 550 – 1,150 mm

Various accessories, starting page 21.



### Variant eDRIVE (230 V)

- max. load 300 kg,
- max. height 1,120 mm



The hole plate can be used for pressing and assembly



**Silicone-free**  
silicone-free suction cups for clamping without any marks



**Swivelling**  
rotary axis (90°) for horizontal and vertical clamping



**Universal use**  
The worktop can be extended to a surface of 7 m<sup>2</sup> with the optional longitudinal pull-out and pull-out rails.



### Work table vakuuLIFT-S SET (BH-31-06) in addition to base version:

- HPL hole plate
- Longitudinal pull-outs (550 mm on each side)



**BERNHARD DAXENBERGER**  
 Managing Director  
 Schreinerei Daxenberger, Seeon

*„The bench area optimization that we carried out with BARTH started with the first vakuuLIFT about 3 years ago. Before that, we made experiments with simple lifting tables. But then we came to the conclusion that only the full version with vacuum clamping device and accessory program made sense for us. This solution convinced us and, meanwhile we have equipped all manual workstations with the vakuuLIFT.“*



**Ultra flexible**

vakuuLIFT-S SET with optional accessories

User video



- **High-quality castors**  
smooth-running, 2x with brake and 2x with direction lock
- **The work area** can be extended by 550 mm each using the longitudinal pull-outs (SET variant)
- **Support** Heavy workpieces can be placed on the adjustable tray angles.
- **Foot-pumped hydraulic system**  
on both sides, operable on both longitudinal sides with overload protection
- The optional **pull-out rails** can be used to extend the worktop by 550 mm in width with each rail

Your workbench starts its career

# VakuuSYST® 3.15 SET

The vakuuSYST® is an ergonomic makeover for your bench.

vakuuSYST® can simply be screwed under the bench and, as need be, be brought to its working position with only one move of the hand. Equipped with a height- and tilt-adjustable vacuum suction cup, vakuuSYST® clamps the workpiece in seconds and fixes it securely in the optimal working position. Just place the workpiece on the vacuum suction cup and it's clamped as, when placing the workpiece, the pushbutton valve specially developed by BARTH for everyday use in woodworking operations automatically enables the suction cup. Processing may begin immediately at optimum working position. Pressing the foot switch releases the vacuum.



vakuuSYST 3.15 SET

Space-saving, folded down below the bench.



45° position

## User video



Swivelling rotary axis (90°) for horizontal and vertical clamping

### Base version vakuuSYST® 3.15 SET

- 1 electrical vacuum pump with dust filter
- 1 solid support for assembly to an existing bench
- Required length between collets 940 mm
- 1 flat vacuum suction cup Ø approx. 190 mm
- 1 vacuum suction cup 250 x 80 mm installed on rotary axis
- Foot valve

## VakuuSYST® 180

Flexibly clamped to any worktop. Also perfect on site.




### Base version VakuuSYST 180

- El. Vacuum pump 230 V
- 1 flat vacuum suction cup, round 190 mm
- Manual slide valve
- Joint 180°
- Table clamping for worktops up to 50 mm

## Accessories for rotary axis and pull-out rail


### 3D bracket



Art. no. BV-08-68

3D-holder for vacuum suction cups for mounting in the pull-out rail

### Vice



	Art.no.
with holding tube, without cross clamp clamping range 100 mm jaw width 100 mm clamping range 90 mm	BV-08-77
vice package for APS-ORGA II	BV-61-40

### Extension (with cross clamp)



Art. no. BV-08-57

Length 400 mm

### Hose extension

Art. no. BV-23-98-20
Hose extension 2 m incl. quick coupling

### Automatic cut-out for vacuum pump with tank

suitable for	Art.no.
VakuuCar®+ / XL	BV-32-35
vakuuLIFT-S	BH-16-35

## Silicone-free suction cups

The efficient BARTH suction cups have a large and solid support surface and have been designed for all materials in wood processing.

Equipped with the sophisticated BARTH pushbutton valve, they react very sensitively to all workpieces. High-gloss lacquered surfaces are clamped by the suction cups without leaving any marks

### Suction cup 11.7



Art. no. BV-23-110065

size 110x65 mm  
incl. pushbutton valve, holding tube and quick coupling connection

### Suction cup 24.5



Art. no. BV-23-240045

size 240x45 mm  
incl. pushbutton valve, holding tube and quick coupling connection


### Suction cup 25.8



Art. no. BV-23-250080

(included in the base version)  
Size 250 x 80 mm incl. pushbutton valve, holding tube and quick coupling connection

### Suction cup 30.3



Art. no. BV-23-300030

Size 300x30 mm  
incl. pushbutton valve, holding tube and quick coupling connection

### Round suction cups



Art. no. BV-23-190

(included in the base version)  
Size Ø 190 mm incl. pushbutton valve, holding tube and quick coupling connection

## Accessories for VakuuCar®

Container with 2 drawers



Art. no. BV-08-81

Size 460x450x500 mm  
Full pull-out


Drawer



Art. no. BV-08-74

Size 250x450x500 mm  
Full pull-out

Pull-out rail 940 mm



Art. no. BH-17-92

Pull-out rail for VakuuCar® and  
lifting table 330; worktop 24 mm;  
length 940 mm

Automatic cutout for  
vacuum pump with tank.

Art. no. BV-32-35

## Hole plate

VakuuCar® XL




Art. no. BV-15-69

Worktop with milled grooves  
for VakuuCar® XL (1,800x740x24 mm)

## Longitudinal pull-out

VakuuCar® XL



Art. no. BV-33-34

Extension on both sides 450 mm  
(included in the VakuuCar®+ base version)

## Suction hole plate

for VakuuCar® XL



Art. no. BV-33-35

Suction tube connection 160 mm  
wood dust tested according to DGUV

## Accessories for wooden hole plate with 22 mm holes

Counter-bearing 360°



	Art.no.
360° pivotable, height 70 mm	BH-12-34
for steel hole plate	BM-70-34

Push rod clamping device




Art. no. BH-12-37
spring-loaded, clamping force approx. 250 kg

Push rod clamping device




Art. no. BH-12-36
clamping force approx. 500 kg

Wooden strip with carpet




Art. no. BH-10-79
pluggable Length 750 mm

Rack-and-pinion gear



Art.no.
clamping force approx. 1,000 kg 155 mm stroke
for steel hole plate
BH-12-52

Adapter sleeve




Art. no. BH-12-38
for wooden hole plate: With this adapter sleeve, the pressure elements of the steel hole plate with small bolts can be used on the wooden hole plate with large holes.

Rack-and-pinion gear, small



Art.no.
150 mm stroke clamping force 200 kg
for steel hole plate
BH-12-32
BH-12-51

Bumping stop



Art.no.
L x W x H: 70 x 60 x 30 mm
BH-30-34


Vertical clamping device



Art.no.
with 2K handle jaw capacity 100 mm clamping height 200 mm
for steel hole plate
BH-12-31
BH-12-52

### PACKAGE OF ACCESSORIES WOODEN HOLE PLATE

3x rack-and-pinion gear small,  
4x stop block, 2x vertical clamping device,  
Art. no. BH-12-35



## Ergonomics individually organised

# APS-ORGA II



**Time-saving**  
due to optimum organisation  
at the workplace



**Flexible**  
with movable  
lifting table

**Sturdy**  
solid worktop with 2300 x 740 x 50 mm  
multiplex beech

**Plan holder**  
continuously adjustable  
with 2 steel belts for magnets

**Storage space**  
The space underneath the worktop is free!  
i.e. tools or optional roll containers  
can be stored.

### Optional attachment parts

**Front collet**  
robust collet made of multiplex beech

**Tray**  
swivelling with holder for cordless  
screwdriver

**Vice**

Additional accessories refer to page 26



*APS-ORGA SET variant with accessories  
and example of tool equipment*

### Base version APS- ORGA II

- Base frame
- Back panel not equipped
- Plan holder



**COMPANY WEISHÄUPL**  
individual workplace  
at Weishäupl



User video





Individually adaptable workshop trolley for optimal space utilization and more overview at the work and assembly place.

## orgaCAR

The orgaCAR combines the advantages of a workbench and a tool trolley. The clear organization offers enough space for work equipment and can be adapted to any need in assembly areas.

The body offers versatile storage space and is optimized for the partition with systainers / sortainers. There is also space for vacuum cleaners, computers, additional drawers and shelves.

The equipment is customizable. Ask for the desired equipment!



Instant information at:

+49 8621 5050 600 or  
[info@barth-maschinenbau.de](mailto:info@barth-maschinenbau.de)



*orgaCAR with optional accessories  
and sample equipment with accessories*

### Base version orgaCAR

- 4 steering rollers with brake 100 mm
- Cabinet insert with a lockable drawer (soft close, incl. 2 keys), shelf on the back
- 3 systainer pull-outs (e.g. for Festool, Makita and Tanos systems)
- Rear panel with 10 x 10 mm perforation, hole pitch 38 mm, system dimensions approx. 1,160 x 700 mm

### Boom

- Incl. energy module with sockets and compressed air supply
- 2 sliders with eyelet (for personal use)

For further accessories, refer to page 26

## Accessories for APS-ORGA II

Locker



Art. No. BV-61-00-60

for back panel

Back panel package



Art. No. BV-61-43 (without wooden parts)

Tray



Art. no. BV-61-33

with holder for cordless screwdriver and 4 dispensing boxes

Front plier



Art. no. BV-61-41

## Accessories for orgaCAR

Folding table



Art. no. BV-65-44

Cleaner container



Art. no. BV-65-45


Extension rails - support



Art. no. BV-65-46

SET for 3 x 2 extension rails

Shelves



Art. no. BV-65-47

## Accessories for boom

Balancer



Art. no. BV-65-40

Bracket



Art. no. BV-65-35

LED lamp



Art. no. BV-65-41

Overview

# Tilting and turning

## kipplIFT

Page 28



› Max. tilting load: 75 kg

## kipplIFT pro

Page 30



› Max. tilting load: 225 kg

## wendoSYST

Page 32



› Max. turning load: 200 kg

## wendoLIFT compact

Page 34



› Max. workpiece width 1,300 mm  
› Max. turning load: 250 kg

## wendoLIFT vario

Page 36



› Max. workpiece width 1,300 mm  
› Max. turning load: 250 kg

## wendoLIFT pro

Page 38



› Max. workpiece width 1,400 mm  
› Max. turning load: 450 kg

Easy loading and unloading of long and bulky parts.

## kippLIFT

The work table "kippLIFT" facilitates the transport of long, heavy and bulky parts such as doors, kitchen counters, panel material, by easy loading and unloading.

The base structure of the "Lift Table 300 XL" remains the same with all its benefits - a smooth-running movable frame for easy handling, a pedal system operated lifting system with 300 kg load capacity and the individually adjustable working height between 740 - 1,300 mm - and is extended by a smooth-running tilting system. This makes it possible to pivot the worktop of the table by 89° lengthwise. The powerful gas springs support the crank drive and allow workpieces to tilt effortlessly.

For long workpieces, a 555 mm long pull-out is provided on both sides. The wide stop angle provided on one side is used to easily hold the workpieces in the tilted state. This allows to move bulky workpieces from the vertical to the horizontal position without any help.



### Base version kippLIFT

**3 different variants are available! – ask us!**

- 2 steering rollers with brake Ø 125 mm
- 2 steering rollers with direction lock Ø 125 mm
- Folding stop bar
- Height adjustment on both longitudinal sides with foot pedals
- Tilting function up to 70 kg using a folding manual crank
- 1x rigging strap for attaching the workpiece
- Load capacity up to 300 kg
- Longitudinal pull-out by on both sides by 555 mm each
- Large height adjustment range: 740–1,300 mm
- Swivelling range 0–89°
- Footprint L x W x H: 2,240–3,350 x 1,020 x 740–1,300 mm

### Lateral stop angle



Ergonomic



- **Worktop**  
1,015 x 2,240 mm, can be extended to 1,015 x 3,350 mm by longitudinal pull-outs
- **Foot-pumped hydraulic system**  
on both sides, operated on both longitudinal sides



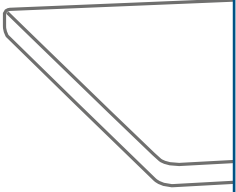
Instant information at:  
+49 8621 5050 600 or  
[info@barth-maschinenbau.de](mailto:info@barth-maschinenbau.de)

User video



**Available worktops**

- Hole plate
- Hole plate, HPL coated



Heavy weights very light

## kippLIFT pro

Inspired by the "kippLIFT" assembly table, BARTH expands the concept of tipping long and bulky workpieces up to 225 kg and presents the "kippLIFT pro as a solution for assembly, storage and logistics.

Based on the "H 850 lifting table", the "kippLIFT pro" with its swivelling work surface and its powerful linear drive moves heavy workpieces up to 225 kg from the horizontal to the vertical position at the touch of a button. Secured by clamping options that can be used on the upper frame, various loads can be moved, assembled and loaded without any risk for the workpiece and the employees.



### Base version kippLIFT pro

- 2 steering rollers with brake Ø 150 mm
- 2 castors Ø 150 mm
- Electrical tilting function with linear drive 12 V
- Hydraulic height adjustment by foot pump
- 1 rigging strap for attaching the workpiece

### Course of the tilting process



**Technical features:**

- Max. lifting capacity of lifting table 800 kg
- Max. tilting load of tilting device 225 kg
- Large height adjustment range 560 – 1,200 mm
- Tilting function by handheld remote control
- Swivelling range 0–85°
- Footprint L x W x H: 2,100 x 1300 x 560– 1,200 mm



Instant information at:

+49 8621 5050 600 or  
[info@barth-maschinenbau.de](mailto:info@barth-maschinenbau.de)

# Heavy doors easily turned wendoSYST

Large, heavy workpieces such as front doors or panel elements can be clamped and turned by 180°.

The stable base structure is mobile and can therefore be used throughout the entire plant. The pull-out frame cross-connection is attached to the rear. This design offers the great benefit that the assembly of large, heavy elements can be done by an employee, using a lifting table (e.g. lifting table H 330).



Automatic surface clamping with opening on both side is optional



The wendoSYST can be equipped with a lifting table.



**Ergonomic**  
adjustable height for user or workpiece

**Mobile**  
mobile with 4 sturdy steering rollers with brake

**Sturdy**  
workpieces up to 200 kg can be turned

**Flexible**  
adapts easily to door and workpiece lengths, length 1,190 - 2,504 mm

### Base version wendoSYST

Mobile turning device for large and heavy workpieces such as front doors. Adaptable to door and workpiece lengths, can be equipped with lifting table 330

- Base frame with support bracket and spindle clamping
- Engaging head, mobile with quick adjustment
- Workpiece clamping dimensions (L x W): 1,190–2,504 x 30–1,700 mm
- Thickness of workpiece: 23–112 mm
- Height of rotary axis: 752–1,064 mm (adjustable with spring bolt)
- Working height adjustable by 312 mm
- Standing depth expandable by 250 mm
- Mobile with 4 steering rollers Ø 125 mm, each equipped with a brake
- Loadable up to max. 200 kg
- Footprint L x W: 2,220–3,300 x 860–1,110 mm



Stud engaging device optional (BH-40-38)



Stud engaging device for doors, opening on 2 sides, optional (BH-40-39)



Variant with surface clamping with opening on both sides (BH-40-06)





**ANDREAS BARTH**

Employee of  
Schreinerei Albert Bartlechner GmbH,  
Halsbach

*"Among other things, we produce heavy room and front doors. Right from the start, our heavy doors are mobile either using the lifting table or the turning device. We use the device for sanding, mortising and when mounting seals and hinges. Using the stud engaging device, the door can be lacquered or oiled in the wendoSYST. The wendoSYST is meanwhile an irreplaceable tool for us, especially in connection with the lifting table 330."*



### User video



- **Height adjustment**  
of rotary axis 752 mm–1,064 mm, adjustable with spring bolt
- **Longitudinal adjustment**  
using solid square tubes and clamping with clamping lever between 1,190 - 2,504 mm
- **Sturdy rotary axis**  
Quick adjustment in length by 120 mm (each side) final stops at 0° and 180°, intervals of 45°
- **Large workpieces**  
between 30 - 1,700 mm, can be turned in width

The height-adjustable work table with turning device

# wendoLIFT compact

The BARTH wendoLIFT II turning device has one integrated turning device for heavy workpieces.

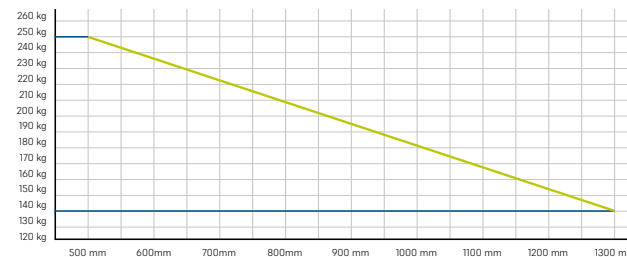
The wendoLIFT compact can be used as turning device and as work table.



The height-adjustable work table with turning device for heavy workpieces.

- Ergonomic working height
- Efficient work processes save time
- Large lifting range 500 - 1,150 mm
- Energy-saving turning of heavy workpieces up to 250 kg
- With powerful battery drive unit (incl. charger)

wendoLIFT compact / wendoLIFT vario




### Base version wendoLIFT compact accuDRIVE

- 12V hydraulic unit
- Incl. remote control
- 2 castors
- 2 steering rollers with brake
- Multiplex plate with carpet
- Table extensions with carpet on both sides
- 12V charger
- Max. workpiece width for turning 1,300 mm
- Footprint L x W x H: 1,800 x 1,160 x 500- 1,150 mm

### Variant wendoLIFT compact eDRIVE:

- 230V hydraulic unit

### How turning works





**Economical**  
turn doors up to 250 kg without  
the need of a second person



**Mobile**  
mobile and flexible use for  
customized applications



**Flexible**  
can be used as work table, fold-  
ing function can be removed



wendoLIFT compact

User video



Work table with integrated turning device for processing large workpieces

## wendoLIFT vario

The lifting table H 1000 accuDRIVE is the basis of the wendoLIFT vario. The optional, pneumatically activated roller tracks make the table even more comfortable and efficient. This not only makes it easier to load via feeding roller tracks but also to position heavy workpieces on the table. The roller tracks are arranged crossways to the folding wings and can be activated via a pneumatic valve on the control unit. This means that the tracks are pressed upwards via the compressed air and, are thus above the supporting surface.

As an option, we can also offer the tracks arranged lengthways. So, it is possible to move the workpieces in 2 directions.

The turning function of the wendoLIFT vario allows to turn workpieces up to a weight of 250 kg and a width of 130 cm.

### Base version wendoLIFT vario RaccuDRIVE


- 12V hydraulic unit
- Incl. remote control
- 4 pneumatically controlled, lowerable roller tracks
- Load capacity as turning device 250 kg
- Max. workpiece width for turning 1,300 mm
- Footprint L x W x H: 2,000 x 1,160 x 500 - 1,150 mm
- Moving device
- Adjustable speed
- Pull-out workpiece securing device on each side
- Central support width: 160 mm
- maximum workpiece height: 78 mm
- Optionally available with additional longitudinal roller tracks
- Also available without pneumatic roller tracks

*New system*



Rollers in extended condition

### How turning works





**NEW!**

**LOUAI ALHBOUBATI**  
Head of Production Engineering,  
posterXXL GmbH

*"With our table, we move up to 100 panels per shift in production. The wendoLIFT prevents any excessive effort of our employees and, its ease of movement also accelerates work compared to carrying by hand."*



wendoLIFT vario R with optional additional equipment



**Ergonomic**  
controlled by remote control



**Flexible**  
can also be used as work table, the folding function can be removed

**Longitudinal roller track**  
optional

**Transverse roller track**

**Control unit**  
with removable cable remote control, extendable

**End stop**  
for rolling workpieces, turnable



Assembly table with integrated turning device  
for processing solid workpieces up to 450 kg

# wendoLIFT pro

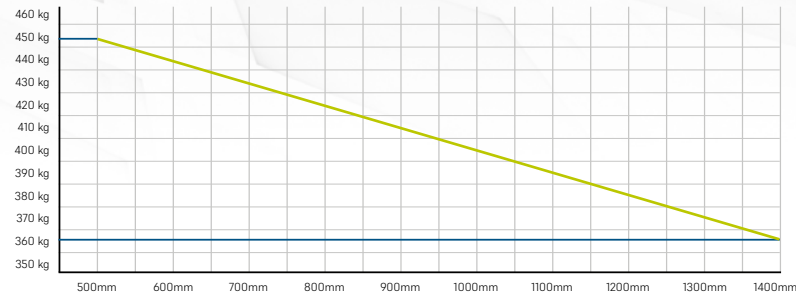
The BARTH stationary turning station simplifies the processing of solid workpieces with widths of up to 1,400 mm and a weight of up to 450 kg.

Emerging from the popular lifting and turning tables "wendoLIFT compact" and "wendoLIFT vario", the "wendoLIFT pro" is the power package in the product line.

The roller rails that can be activated by compressed air, allow one person to move heavy workpieces with sensitive surfaces easily on the table. For processing on both sides, the turning process can be initiated conveniently using the handheld remote control and, completed by gently pushing the narrow edge of the workpiece.

Thanks to the specially developed geometry, the "wendoLIFT pro" is extremely stable and, with its generous lifting range, the perfect basis for the series production of solid and large components.

wendoLIFT pro



#### Technical features:

- Max. lifting capacity of lifting table 950 kg
- Max. tilting load 450 kg, depending on the workpiece width
- Powerful 230 V hydraulic unit for height adjustment
- 2 double-acting hydraulic cylinders
- Tilting range from 0 – 78°
- Height adjustment as work table from 900 – 1.150 mm
- Turning range 450 – 900 mm
- Footprint L x W x H:  
2,500 x 1,920 x 1,150 mm

#### Base version wendoLIFT pro:

- 4 pairs of pneumatic roller rails in transverse direction
- Foot valve for pneumatic roller rails
- Electrical height adjustment via handheld remote control
- Control valve for setting the lifting/tilting speed
- Adjustable feet





ANDREAS BEUTNER  
Production engineering / Industrial  
Engineering at Viessmann  
Kühlsysteme GmbH

*"Until now, several helpers were needed for alignment during post-processing, which was time-consuming and put a lot of strain on the backs of the persons involved. That's why we had three wendoLIFT pros fitted so that up to 20 cold storage cell elements per table and shift can be positioned by just one worker without any effort."*



**NEW!**



Instant information at:

+49 8621 5050 600 or  
[info@barth-maschinenbau.de](mailto:info@barth-maschinenbau.de)

Individuality made by BARTH

# Special customer solutions



H 1000 ergoMOVE  
with worktop



H 1000 with lowering



H 350 XL with film unwinder



Lifting table H 850  
combined with a  
welded hole plate





Custom solutions and special sizes on request!



Pneumatically driven lifting table

custom small series

## BARTH vacuum presses

# Many opportunities remain unused!

After many years on the market and in many minds, the vacuum press continues to be a machine for the manufacture of moulded parts. This is undoubtedly the supreme discipline of this machine. However, reducing it to this application gives away the huge range of other possible applications of this machine.

Vacuating the air below the membrane creates a pressure difference to the outside ambient air pressure. The ambient air presses from the outside on the membrane. The result: Always the same pressing force regardless of the size, shape or thickness of the workpiece. Therefore, the vacuum press is perfectly suited for the flat pressing of uneven materials such as waste wood or split wood boards.

Especially for sensitive coating materials like HPL, the vacuum press offers unbeatable advantages. Anyone who has to process high-gloss laminate in a conventional veneer press knows that every chip, every grain of dust, adhesive tape or glue residue on the press plates inevitably leads to imprints in the finished surface. This problem is due to the system-related nature of the panel presses as they press all


elevations until they are flush with the rest of the pressing surface.

This is where the vacuum press has its unbeatable advantages. Glue residues, adhesive tapes for fixing, chips or pieces of cloth that are placed to protect the membranes from the sharp HPL edges do not cause any marks.

The feature that vacuum lowers the boiling point of water adds to the above benefits. When using the speed-up option, this effect is so strong that pressing times comparable to heated veneer presses can be achieved without the use of intensive heating. A veneer press consumes on average 12 - 15 kW while a vacuum press does the same job with 0.1 - 0.15 kW.

### Practical tip:

In order to obtain safely closed joints in panelling, a pre-tension can be generated with glue presses. For surface bonding, the glue presses are then simply clamped under the membrane. The advantages are obvious, and more and more users benefit from these advantages of a machine that has become indispensable in the factory after a short time. Because creativity is standard in woodworking companies.




## Application examples



› Coating / veneering



› Lamination




› Surface bonding



› Form bonding



› Sheathing



› Edging

Overview

# BARTH vacuum presses

## TAURUS®

Page 44



## CORVUS®

Page 46



## CORVUS®-W

Page 48



## CORVUS®-S

Page 49



## TAURUS® HP

Page 50



## TAURUS® H

Page 51



### Faster curing time and more efficiency

The maximum performance of a vacuum pump lubricated with circulating oil is approx. 99 % of the ambient pressure. At an air pressure of e.g. 1,000 mbar, the achievable maximum pressure is 990 mbar. If this value is entered as the absolute switching point in a conventional pressure switch, the pressure switch switches off the vacuum pump when this value is

reached. If the air pressure changes, the switching point must be re-entered. If this is not done, it may occur that the pump is not switched off at lower pressure. At higher air pressure, however, the maximum possible pressure is not reached. The electronic REVO II pressure switch from BARTH automatically calculates all necessary settings. Simply enter the desired relative value. E.g. set to 99% to get

the maximum output of the pump. The setting is changed using the arrow keys. A second level shows all measured values clearly in the large display.



### REVO II pressure switch

Thanks to the new REVO pressure switch, it is always possible to reach the maximum vacuum with a fluctuating air pressure.

### Speed-up option





- Higher pressure of up to zu 10 t/m<sup>2</sup>\*
  - Up to 50% shorter pressing times when veneering
  - Electronically maximised pressure
  - Electronic pressure monitoring with REVO II pressure switch
  - Digital vacuum display
  - Continuous mode function with timer
  - Vacuum pump 40 m<sup>3</sup>/h, lubricated with circulating oil
  - Vacuum distributor plate
- \* depending on the air pressure

## The industrial grade TAURUS®

The BARTH TAURUS® vacuum press is the flagship of the vacuum press fleet. It combines flexibility in part processing and mass production with the widest possible work area. So, there is no limit to creativity and fields of application.

With lengths from 4 meters - up to special lengths - and the two clamping depths of 142 and 182 cm, the elasticity limits of the membrane are expanded in addition to the dimensions of the work table. Larger, higher and above all longer parts can thus be bonded in a comfortable way.



-  **Flexible**  
Fields of application: Veneering, edge processing and shape bonding
-  **Energy-saving**  
low energy consumption
-  **High pressure**  
high pressure of up to 10 t/m<sup>2</sup>\*
-  **Efficiency**  
electronic pressure monitoring with REVO II pressure switch



Latch for opening the membrane frame with overhead crane



### Base version TAURUS®

- Membrane: Natural rubber, highly resilient (silicone membrane upon request)
- Standard version with speed-up:  
Pressure regulator: electronic, REVO II type, vacuum pump lubricated with circulating oil  
Power: 40 m<sup>3</sup> / h, vacuum distributor plate
- Tank capacity: 2x100 l
- Highly sturdy movable frame
- Additional vacuum connection with 13 mm hose fitting
- Clamping dimensions L x W:  
TAURUS® 4014 speed-up or 5014 speed-up: 4,000 or 5,000 x 1,420 mm  
TAURUS® 3018 speed-up, 4018 speed-up or 5018 speed-up: 3,000, 4,000 or 5,000 x 1,820 mm
- Footprint L x W x H:  
TAURUS® 4014 speed-up or 5014 speed-up: 4,290 or 5,290 X 5,290 x 940 mm  
TAURUS® 3018 speed-up, 4018 speed-up or 5018 speed-up: 3,290, 4,290 or 5,290 x 2,050 x 940 mm

High pressure

Clamping depths



TAURUS 5518 speed-up with optional cover plate

User video



- Powerful vacuum pump  
40 m³/h, with 2x100 l storage tank
- Differential pressure circuit  
digital, REVO II


- Natural rubber membrane  
highly resilient
- Cover plate, folding  
protects the membrane against sunlight  
(optional)



Vacuum connection  
additional connection for vacuum bag


The vacuum press of the professional class


# CORVUS®




BARTH GmbH has launched a vacuum press in the professional class. The modern look combines with a sturdy construction and offers ergonomic operation on the front side of the press.

Generally, the press is delivered in the mobile version. The CORVUS® incorporates the proven BARTH vacuum technology, which has been optimized further to achieve faster evacuation times. A 100l tank serves as a buffer so that it is not necessary to operate the vacuum pump in continuous mode. This guarantees a lower noise level and saves energy. A vacuum outlet for other applications such as a vacuum bag is also standard.

 **Energy-saving**  
The standard pressure switch starts the vacuum pump only when needed.

 **Efficiency**  
electronic pressure monitoring with REVO II pressure switch

 **High pressure**  
high pressure of up to 10 t/m<sup>2</sup>\*

### Base version CORVUS® models

- Membrane: Natural rubber, highly resilient (silicone membrane upon request)
- Vacuum pump: dry-running
- Power: 25 m<sup>3</sup>/h
- Tank capacity: 1x100 l
- Pressure controller: mechanical
- Sturdy movable frame
- Additional vacuum connection with 13 mm hose fitting
- Clamping dimensions L x W:  
CORVUS® 3014: 3,000 x 1,420 mm  
CORVUS® 3514: 3,500 x 1,420 mm
- Footprint L x W x H:  
CORVUS® 3014: 3,200 X 1,650 x 910 mm  
CORVUS® 3514: 3,700 x 1,650 x 910 mm

**Optional:**  
· Speed-up option (see column on the left)

### Recommended accessories:

- Cover plate for CORVUS®
- Additional 100 l tank

Additional accessories refer to page 56

### Optional

- The speed-up option is available on request. The advantage of this option is the higher pressure and thus the shorter pressing time as well as the simple operation with the new REVO II pressure switch.
- A second 100l tank can be ordered for even faster evacuation.
- Another accessory is the cover plate protecting the membrane from sunlight and providing a large worktop



### REVO II pressure switch

- Thanks to the new REVO II pressure switch, it is always possible to reach the maximum vacuum with a fluctuating air pressure.

### Speed-up option

- Higher pressure of up to 10 t/m<sup>2</sup>\*
- Up to 50% shorter pressing times when veneering
- Electronically maximised pressure
- Electronic pressure monitoring with REVO II pressure switch
- Digital vacuum display
- Vacuum pump 40 m<sup>3</sup>/h, lubricated with circulating oil
- Vacuum distributor plate

\* depending on the air pressure

For further accessories, refer to page 43



Instant information at:

+49 8621 5050 600 or  
[info@barth-maschinenbau.de](mailto:info@barth-maschinenbau.de)



THOMAS BERER  
Schreinerei Berer in  
Bad Birnbach

*"After thinking about it for a long time, I replaced my hydraulic veneer press with a vacuum press from BARTH. Today I am happy that I took this step."*

For the complete customer statement, visit us on the Internet at:



CORVUS® 3014.40 speed-up  
with optional cover plate

User video



The space-saving wall-mounted version

# CORVUS®-W

For the smallest space requirement we have developed the Corvus®-W models for wall mounting.

For this series, the vacuum pump and the storage tank are supplied as a standalone unit. The machine can thus easily be folded up when not in use and requires no place in the workshop routine. All the usual advantages of a vacuum press are maintained.

## Base version CORVUS®-W models

- Membrane: Natural rubber, highly resilient (silicone membrane upon request)
- Vacuum pump: dry-running
- Power: 25 m<sup>3</sup>/h
- Tank capacity: 1x 100l
- Pressure controller: mechanical
- Sturdy movable frame
- Additional vacuum connection with 13 mm hose fitting
- **Clamping dimensions L x W:**  
CORVUS®-W 3014: 3,000 x 1,420 mm  
CORVUS®-W 3514: 3,500 x 1,420 mm
- **Footprint L x W x H:**  
CORVUS®-W 3014:  
3,500 x 520 x 2,170 mm  
CORVUS®-W 3514: 4,000 x 520 x 2,170 mm

## Speed-up option

- Vacuum press, lubricated with circulating oil
- Power: 40 m<sup>3</sup>/h
- Vacuum distribution plate
- Pressure controller: digital type REVO II, see page 43



Space-saving when not in use, depth is only 520 mm



Instant information at:  
+49 8621 5050 600 or  
info@barth-maschinenbau.de



Pivotable and flexible

## CORVUS®-S

The Corvus®-S models impress with their small footprint. Thanks to the sturdy folding construction in conjunction with the wheels, you can use your vacuum press very flexibly throughout the workshop.

The optional cover plate is not only a protection for the membrane, it also provides a support and worktop. The extremely stretchable natural rubber membrane does not leave any wishes, even when performing shape bonding.

### Base version CORVUS®-S models

- Membrane: Natural rubber, highly resilient (silicone membrane upon request)
- Vacuum pump: dry-running
- Power: 25 m<sup>3</sup>/h
- Tank capacity: 1x 100 l
- Pressure controller: mechanical
- additional vacuum connection with 13 mm hose fitting for use of the vacuum bag
- **clamping dimensions L x W:**  
CORVUS®-S 3014: 3,000 x 1,420 mm  
CORVUS®-S 3514: 3,500 x 1,420 mm
- **Footprint L x W x H:**  
CORVUS®-S 3014 or 3514: 3,290 or 3,790 x 1,650 x 940 mm

### Speed-up option

- Vacuum press, lubricated with circulating oil
- Power: 40 m<sup>3</sup>/h
- Vacuum distribution plate
- Pressure controller: digital type REVO II, see page 43



CORVUS®-S 3014 speed-up



Instant information at:  
**+49 8621 5050 600** or  
**info@barth-maschinenbau.de**

The BARTH vacuum press TAURUS® HP: It combines flexibility in part processing and mass production with the widest possible work area. So, there is no limit to creativity and fields of application.

## The industrial grade TAURUS® HP

### Industrial vacuum press TAURUS® HP with preheating station and parallel movement

#### Preheating station (H)

- Max. size of workpiece: 2,650 x 950 mm
- Electrical heating plate
- Electronic temperature monitoring
- Solid drawer slide
- Connection: 400 V / 9,45 kW / 16 A

#### Parallel movement (P)

- Large opening 1,370 mm (membrane frame bottom edge 1,950 mm)
- 4 solid cylinders
- Membrane frame change system

#### Base version TAURUS® HP / P

- Membrane: Silicone membrane (HP), natural rubber, highly resilient (P)
- **Standard version with speed-up:**  
Pressure regulator: electronic, REVO II type, vacuum pump lubricated with circulating oil. Power: 40 m<sup>3</sup>/h, vacuum distributor plate
- Tank capacity: 4 x 60 l (HP), 2 x 100 l (P)
- Highly sturdy movable frame
- Additional vacuum connection with 13 mm hose fitting

- Clamping dimension L x W:  
TAURUS® HP 3014 speed-up: 3,000 x 1,420 mm
  - Footprint L x W x H:  
TAURUS HP 3014 speed-up (with preheating station and parallel movement): 3,860 x 2,730 x 2,500 mm  
TAURUS® P 3014 speed-up (with parallel movement) 3,860 x 1,540 x 2,500 mm
- Other sizes on request



The concept of the preheating station in the BARTH TAURUS H is based on an electric heating plate. This guarantees even and gentle heating of the materials without the risk of discolorations of the material.

The industrial grade  
**TAURUS® H**

**Industrial vacuum press TAURUS® H with preheating station**

**Preheating station (H)**

- Max. size of workpiece: 2,650 x 950 mm
- Electrical heating plate
- Electronic temperature monitoring
- Solid drawer slide
- Connection: 400 V / 9,45 kW / 16 A

**Base version TAURUS® H**

- Membrane: Silicone membrane, highly resilient
- **Standard version with speed-up:**  
Pressure regulator: electronic, REVO II type, vacuum pump lubricated with circulating oil  
Power: 40 m<sup>3</sup>/h, vacuum distributor plate
- Tank capacity: 4 x 60 l
- Highly sturdy movable frame
- Additional vacuum connection with 13 mm hose fitting
- Clamping dimension L x W:  
TAURUS® H 3014 speed-up: 3,000 x 1,420 mm
- Footprint L x W x H:  
TAURUS® H 3014 speed-up (with preheating station): 3,860 x 2,730 x 940 mm

Other sizes on request



Additional standard vacuum outlet for e.g. vacuum bag

The compact class

# LUPUS

The compact and cost-effective solution for small bonding from professional do-it-yourselfer to specialized joiner.

The LUPUS series is ideally suited for small and individual part bonding, square timber bonding for turning work up to double-sided surface coating of individual parts in the carcass production. Of course, the shape bonding in the context of the support table is possible. The high quality membrane clamping with the sealing profile is realised in the typical BARTH quality.

## Base version LUPUS 1208 and 2312

- With natural rubber membranes (silicone membranes are optionally available)
- 3 m suction hose
- Without vacuum supply
- Small and lightweight, removable feet
- Clamping dimension L x W:  
LUPUS 1208: 1,200 x 800 mm  
LUPUS 2312: 2,300 x 1,200 mm
- Footprint L x W x H:  
LUPUS 1208: 1,350 x 1,000 x 980 mm  
LUPUS 2312: 2,450 x 1,400 x 980 mm



LUPUS 2312 with optional vakuuBOX 8.5



LUPUS 1208 with optional vakuuBOX 8.5

- Removable feet
- Ventilation by ball valve
- High quality membrane clamping
- Vacuum supply vakuuBOX 8.5 (optional)

Mobile and powerful

# Vacuum pumps

## PT 25.100 / PT 40.100 speed-up

The mobile vacuum generators PT 25.100 and PT 40.100 speed-up supply your vacuum units independently of fixed connections. Internally, they have a powerful vacuum pump feeding a 100 liter supply tank. For devices with low vacuum consumption, two 26 mm hose fittings are provided, as well as a 38 mm hose fitting for the BARTH vacuum presses.



### PT 40.100 speed-up in addition:

- Higher pressure of up to 10 t/m<sup>2</sup>\*
  - Up to 50% shorter pressing times when veneering
  - Electronic pressure monitoring with REVO II pressure switch
  - Digital vacuum display
  - Vacuum pump 40 m<sup>3</sup>/h, lubricated with circulating oil
- \*Depending on the air pressure

### Product information PT 25.100

- Automatic cut-out
- Power: 25 m<sup>3</sup>/h, dry-running
- Tank capacity 100 l
- Max. vacuum 850 mbar
- Footprint: 1360 x 560 x 670 mm

The power package

## vakuuBOX 8.5



### Base version vakuuBOX 8.5

- Dry-running
- Tank capacity 4.8 litres
- Max. vacuum 850 mbar
- Suction power 8 m<sup>3</sup>/h
- Manual differential pressure switch
- Pressure continuously adjustable up to 85% vacuum
- Size LxWxH: 400 x 300 x 330 mm
- Weight: 21 kg
- Connection 13 mm nozzle with ball valve
- Connection with quick coupling for vacuum suction cups

Mobile and lightweight

## Vacuum pump P 5.0



### Base version of vacuum pump P 5.0

- Dry-running
- Tank capacity 4.8 litres
- Max. vacuum 850 mbar
- Suction power 8 m<sup>3</sup>/h
- Manual differential pressure switch
- Pressure continuously adjustable up to 85% vacuum



There are no limits

# Vacuum bag

## Open to all forms and tasks - The vacuum bag

Vacuum bags are the precursors of the modern vacuum presses which are characterized by a simple and cost-efficient technology. They mainly consist of a membrane bag, which is closed on one narrow side. However, they are more complex to handle than modern vacuum presses.

## They can be used for press tasks like:

- Veneer bonding
- Form bonding
- Wrapping veneer and
- Edge bonding

For pressing, the workpieces are placed in the vacuum bag which is then hermetically sealed and connected to a vacuum pump. The great advantage of the Barth vacuum bags is the material, an extremely stretchable and resilient natural rubber which is also used in the vacuum presses. So, the vacuum bag does not wrinkle during bending. Barth provides all vacuum bags with a comfortable closure which is always located on the narrow side so that the vacuum bags can be easily and safely closed. The vacuum bags can be bended any way and can be formed to any shape. The vacuum bags demonstrate their strength when pressing large moulded parts as they only have to take up the material to be pressed. The forming element (template) may be left outside the bag. Alternatively, it is also possible to place suitably stable templates into vacuum bag, as in the vacuum press.



User video



## Base version vacuum bag

- Vacuum bag with one open short side
- Available widths:  
750 mm (usable width 650 ± 20 mm)  
1,500 mm (usable width 1,400 ± 20 mm)
- Available lengths: from 1 m to max. 20 m (in integral meters)
- Suction nozzle for 13 mm vacuum hose
- Closure strip
- Manual slide valve and 5 m vacuum hose

## Machine accessories

REVO II pressure switch



Electronic pressure monitoring with REVO II pressure switch:  
 > larger display  
 > continuous mode function with timer  
 > easy operation with more buttons  
 > ergonomic due to larger buttons

Cover plate



Protects the membrane from mechanical damage and UV radiation; provides an easily loadable worktop; easily folding thanks to gas spring support

Vacuum distributor plate slotted MDF plate



For models	Art.no.
1208	BP-11-1208-28
2312	BP-11-2312-28
3014	BP-25-3014-00-28
3514	BP-25-3514-00-28

Additional 100 l vacuum tank

Ensures an even faster evacuation

Lupus wall bracket

Art. no. BP-11-31

Wall bracket for LUPUS 2312 and 1208

## Membrane accessories

Silicone membrane



Temperature resistant up to 220° C  
 Any device can be optionally equipped with a silicone membrane.

Removable frame



For a frequent change of the membrane from natural rubber to silicone, it is recommended to purchase a removable frame as an accessory.

Talcum



Art. no. BP-40-08

To improve sliding of the membrane on the worktop or the workpiece, it is recommended to dust the membrane with talcum.

500 g can

Instant information at:  
**+49 8621 5050 600 or**  
**info@barth-maschinenbau.de**



We focus on your requirements

# Custom solutions of vacuum presses



*Special sizes on request*



*Heating cover control panel*



*Upon request with pneumatic or hydraulic membrane opening*



*Automated control of the pressing time and membrane opening. With light barrier as safety device.*

Creative, innovative, efficient

# The MULTI-press system

## RP / RPW

The space-saving allrounder  
Page 60



## RPG

The smart modular system  
Page 26



## Double-sided RPG

The smart modular system



The patented idea of BARTH provides a smart solution regarding the pure frame press. The RPGL provides a hole plate behind a system press.

This RPGL press and assembly center can be used for any bonding and assembly work. Important advantages of such press centers are the smaller footprint as well as the enormous flexibility and versatility. In particular, the short set-up times must be considered; attachment parts and accessories can be assembled and disassembled without tools.

Type	for bonding Clamping dimension (L x H)	for frames * Clamping dimension (L x H)	for frames ** Clamping dimension (L x H)	for carcasses * Clamping dimension (L x H)	for carcasses ** Clamping dimension (L x H)	Footprint (L x H x D)	Footprint with Zentralhydraulik (L x H x D)
RP 2501	2,400 x 1,580 mm	2,110 x 1,580 mm	2,050 x 1,580 mm	2,110 x 1,340 mm	2,050 x 1,340 mm	2,560 x 2,250 x 720 mm	2,650 x 2,400 x 730 mm
RP 3001	2,900 x 1,580 mm	2,610 x 1,580 mm	2,550 x 1,580 mm	2,610 x 1,340 mm	2,550 x 1,340 mm	3,060 x 2,250 x 720 mm	3,150 x 2,400 x 730 mm
RP 4001	3,900 x 1,580 mm	3,610 x 1,580 mm	3,550 x 1,580 mm	3,610 x 1,340 mm	3,550 x 1,340 mm	4,060 x 2,250 x 720 mm	4,150 x 2,400 x 730 mm
RPG 2025 / 2525	2,400 x 1,580 / 2,080 mm	2,110 x 1,580 / 2,080 mm	2,050 x 1,580 / 2,080 mm	2,110 x 1,340 / 1,840 mm	2,050 x 1,340 mm	2,580 x 2,250 / 2,750 x 800 mm	2,860 x 2,400 / 2,900 x 800 mm
RPG 2030 / 2530	2,900 x 1,580 / 2,080 mm	2,610 x 1,580 / 2,080 mm	2,550 x 1,580 / 2,080 mm	2,610 x 1,340 / 1,840 mm	2,550 x 1,340 / 1,840 mm	3,080 x 2,250 / 2,750 x 800 mm	3,360 x 2,400 / 2,900 x 800 mm
RPG 2040 / 2540	3,900 x 1,580 / 2,080 mm	3,610 x 1,580 / 2,080 mm	3,550 x 1,580 / 2,080 mm	3,610 x 1,340 / 1,840 mm	3,550 x 1,340 / 1,840 mm	4,080 x 2,250 / 2,750 x 800 mm	4,360 x 2,400 / 2,900 x 800 mm
RPG 2050 / 2550	4,900 x 1,580 / 2,080 mm	4,610 x 1,580 / 2,080 mm	4,550 x 1,580 / 2,080 mm	4,610 x 1,580 / 2,080 mm	4,550 x 1,580 / 2,080 mm	5,080 x 2,250 / 2,750 x 800 mm	5,360 x 2,400 / 2,900 x 800 mm
RPG 2025 double sided	2,400 x 1,580 mm	2,110 x 1,580 mm	2,050 x 1,580 mm	2,110 x 1,340 mm	2,050 x 1,340 mm	2,580 x 1,360 x 2,250 mm	3,140 x 1,510 x 2,250 mm
RPG 2030 double sided	2,900 x 1,580 mm	2,610 x 1,580 mm	2,550 x 1,580 mm	2,610 x 1,340 mm	2,550 x 1,340 mm	3,080 x 1,360 x 2,250 mm	3,640 x 1,510 x 2,250 mm
RPG 2040 double sided	3,900 x 1,580 mm	3,610 x 1,580 mm	3,550 x 1,580 mm	3,610 x 1,340 mm	3,550 x 1,340 mm	4,080 x 1,360 x 2,250 mm	4,640 x 1,510 x 2,250 mm

\*Lateral pressure device with rack-and-pinion gears \*\*Lateral pressure device with hydraulic cylinder | with lateral pressure device L +190mm, with movable frame T + 450mm, H + 25 mm with hold-down clamps H + 90 mm

## RPG-NH / RPGL-NH

Comfort bonding in a modular system  
Page 64



## RPGL

The frame and hole plate  
press combination  
Page 66




## RPG-V / RPGL-V

The space-saving press/bonding center  
Page 68



## RPL

The creative press  
Page 70



Type	for bonding Clamping dimension (L x H)	for frames * Clamping dimension (L x H)	for frames ** Clamping dimension (L x H)	for carcasses * Clamping dimension (L x H)	for carcasses ** Clamping dimension (L x H)	Footprint (L x H x D)	Footprint with central hydraulic system (L x W x D)
RPG-NH 2030	2,900 x 1,580 mm	2,610 x 1,580 mm	2,550 x 1,580 mm	2,610 x 1,340 mm	2,550 x 1,340 mm	3,580 x 980 x 2,410 mm	3,860 x 1,130 x 2,410 mm
RPG-NH 2040	3,900 x 1,580 mm	3,610 x 1,580 mm	3,550 x 1,580 mm	3,610 x 1,340 mm	3,550 x 1,240 mm	4,580 x 980 x 2,410 mm	4,860 x 1,130 x 2,410 mm
RPGL 2030 / 2530	2,900 x 1,580 / 2,080 mm	2,610 x 1,580 / 2,080 mm	2,550 x 1,580 / 2,080 mm	2,610 x 1,340 / 1,840 mm	2,550 x 1,340 / 1,840 mm	3,080 x 2,250 / 2,750 x 800 mm	3,360 x 2,400 / 2,900 x 800 mm
RPGL 2040 / 2540	3,900 x 1,580 / 2,080 mm	3,610 x 1,580 / 2,080 mm	3,550 x 1,580 / 2,080 mm	3,610 x 1,340 / 1,840 mm	3,550 x 1,340 / 1,840 mm	4,080 x 2,250 / 2,750 x 800 mm	4,360 x 2,400 / 2,900 x 800 mm
RPL 2030	2,850 x 1,860	-	-	-	-	3,030 x 750 x 2,080 mm	-
RPL 2040	3,850 x 1,860 mm	-	-	-	-	4,030 x 750 x 2,080 mm	-
RPL 2525	2,330 x 2,390 mm	-	-	-	-	2,530 x 900 x 2,570 mm	-
RPL 2530	2,830 x 2,390 mm	-	-	-	-	3,030 x 900 x 2,570 mm	-
RPL 2540	3,830 x 2,390 mm	-	-	-	-	4,030 x 900 x 2,570 mm	-
RPL 3240	3,850 x 3,060 mm	-	-	-	-	4,030 x 1,200 x 3,200 mm	-
RPL 3250	4,850 x 3,060 mm	-	-	-	-	5,030 x 1,200 x 3,200 mm	-
RPG-V 2033 / 2533	3,250 x 1,580 / 2,080 mm	2,960 x 1,580 / 2,080 mm	2,900 x 1,580 / 2,080 mm	2,960 x 1,340 / 1,840 mm	2,900 x 1,340 / 1,840 mm	3,420 x 2,250 / 2,750 x 1,260 mm	3,660 x 2,400 / 2,900 x 1,200 mm
RPG-V 2038 / 2538	3,750 x 1,580 / 2,080 mm	3,460 x 1,580 / 2,080 mm	3,400 x 1,580 / 2,080 mm	3,460 x 1,340 / 1,840 mm	3,400 x 1,340 / 1,840 mm	3,920 x 2,250 / 2,750 x 1,260 mm	4,160 x 2,400 / 2,900 x 1,200 mm

\*Lateral pressure device with rack-and-pinion gears \*\*Lateral pressure device with hydraulic cylinder | with lateral pressure device L +190mm, with movable frame T + 450 mm, H + 25 mm with hold-down clamps H + 90 mm

The space-saving allrounder

# MULTI-Press RP / RPW

Bonding with glue presses on trestles is very time-consuming and requires a large surface in the bench area.

The presses of the RP series are mobile and space-saving when used in the workshops. Difficult and time-consuming bonding with glue presses is no longer necessary, considerably reducing the assembly times. Whether frame, carcass, plate or stand bonding; the solid construction of the MULTI-press and the pressure cylinders HSH 01 especially designed for woodworking support you with full power.



**Universal use**  
frame, surface, stands,  
carcass, ...



**System press**  
expandable at any time with accessories  
up to a carcass press (impossible with  
a rack-and-pinion-gear)



**Quick set-up**  
tool-free attachment and  
removal of accessories



**Efficiency**  
increasing the value-adding time for  
manual work



**Quality**  
solid steel frame,  
resistant surfaces, made in Germany



## Base version RP models

- 3 press units with manual hydraulics HSH01 pressure elements 100 mm stroke, 2,000 pressing force
- 90° stop
- The MULTI-Press RP is expandable at any time with the components of the MULTI-press system
- Also available with central hydraulic system

## Base version RPW models

- 3 press units with rack-and-pinion gear with 140 mm stroke, 1,000 pressing force
- 90° stop
- The MULTI-Press RPW is expandable at any time with the components of the MULTI-press system.

On request, the frame is supplied disassembled.

Dimensions, refer to table on page 58



Instant information at:

+49 8621 5050 600 or  
[info@barth-maschinenbau.de](mailto:info@barth-maschinenbau.de)

# MULTI-Press RP / RPW



Base version of RPW



RP with optional accessories

User video



The smart modular system for your workshop

# MULTI-Press RPG 20 / RPG 25

BARTH develops and manufactures universal system presses for efficient processing of:

- Carcass
- Frame
- Stands and plates

They have been especially developed to carry out sizing work in a quick and cost-effective way. Productivity in your workshop increases and you save time. Even intractable wood cannot withstand the system presses. With a clamping force of up to 2,000 kg, they bring each piece into the correct position with the turn of your hand. Customers always expect 100% quality with strong and uniform glued joints. BARTH system presses are a future-proof investment.



**System press**  
expandable at any time with accessories up to a carcass press (impossible with a rack-and-pinion-gear)

**Quick set-up**  
tool-free attachment and removal of accessories



**Base version of the RPG 20 models**

- Base frame made of a solid steel frame
- 90° stop on the left side
- Solid cross-bracing
- Powder-coated surface

**Base version of the RPG 25 models**

- RPG 20, but higher 90° stop (+ 500 mm)
- On request, the frame is supplied disassembled.  
Dimensions, refer to table on page 58

# MULTI-Press RPG 20 / RPG 25



DI (FH) THOMAS HUBER  
Schreinerei Huber  
in Kirchbichl

*„The MULTI-press RPG 2040  
has given us many advantages for  
the effectiveness of our  
production!“*



RPG 2040 with optional accessories  
Various accessories, starting page 72.

User video



Instant information at:

+49 8621 5050 600 or  
[info@barth-maschinenbau.de](mailto:info@barth-maschinenbau.de)

Comfort bonding in a modular system

# MULTI-Press RPG-NH

Everyone who has to carry out a lot of wide bonding every day will be glad about the easy operation of the mobile hold-down clamps.

The hold-down clamp is recommended for each wide bonding, e.g. tabletops. It prevents the edges from sliding on the glue joint. Thus, a high surface removal by grinding or even planing is not necessary. The high pressure prevents the edges from protruding. This increases safety considerably. The conventional hold-down clamp is mounted for any bonding and, removed afterwards. The mobile hold-down clamp is simply pushed on ball bearing guides over the surface to the side. The hand levers of the manual hydraulic cylinders simply fold away.

**More comfort is not possible!**



#### Base version RPG-NH models

- Base frame
- 90° stop
- Guide rails for mobile hold-down clamp
- 2 mobile hold-down clamps

Dimensions, refer to table on page 58

*RPG-NH 2030 with moving device and accessories  
Various accessories, starting page 72.*




Comfort bonding in a modular system

# MULTI-Press RPGL-NH



*RPGL-NH 2040 with moving device and accessories  
Various accessories, starting page 72.*



- Hold-down clamp quick adjustment (also applies to RPG-NH)
- Rack-and-pinion-gear of lateral pressure device with offset manual crank (also applies to RPG-NH)
- Folding hand lever swivels away for the hold-down clamp (also applies to RPG-NH)

## Base version RPGL-NH models



- 6 mm steel hole plate, hole grid 70 mm
- Base frame
- 90° stop
- Guide rails for mobile hold-down clamp
- 2 mobile hold-down clamps




The frame and hole plate combination

# MULTI-Press RPGL 20 / RPGL 25

The models of the BARTH Multipress RPGL have not only been designed for bonding.

They are also used as ergonomic assembly device which should be considered when designing the workplace. The BARTH press and assembly center RPGL is based on the base frame of the MULTI-Press RPG and offers many possibilities to perform bonding and assembly tasks quickly and without long changeover times.



-  **System press**  
expandable at any time with accessories up to a carcass press (impossible with a rack-and-pinion-gear)
-  **Quick set-up**  
tool-free attachment and removal of accessories
-  **Efficiency**  
increasing the value-adding time for manual work


### Base version of the RPGL 20 models

- Base frame made of a solid steel frame
- Powder-coated surface
- Hole plate integrated in the base frame, 6 mm steel, galvanized surface
- 90° stop for the hole plate level
- 90° stop for the press units level

### Base version of the RPGL 25 models

- Like RPGL 20 but: Higher 90° stop for the press units level (+500 mm)
- Dimensions, refer to table on page 59



 Instant information at:  
**+49 8621 5050 600 or**  
**info@barth-maschinenbau.de**


# MULTI-Press RPGL 20 / RPGL 25



JOHANN KIRCHBERGER  
Schreinerei Kirchberger  
from Passau

*"We are bonding a lot of solid wood and are very happy with the BARTH MULTI-press. The press is, among others, very good to use for our staircase construction. Even bent parts like strings or handrails can be pressed by the high hydraulic pressure. The hydraulics also protect the wrists as, compared to glue presses, you can work with little effort."*

For the complete customer statement, visit us on the Internet at:



RPGL 2040 with optional accessories  
Various accessories, starting page 72.

## User video



The space-saving press center for any bonding work

# Bonding center

The best of both worlds for any bonding work - a combination of space saving and efficient! The fusion of a MULTI-press and a vacuum membrane press.

On the one hand, a MULTI press RPG, which can be individually equipped to fit your needs. In addition, you can add accessories at any time to expand it to a carcass press. The RPGL-V hole plate opens up all possibilities for bonding work and the largest possible field of application.

On the other hand, you have all the benefits of the vacuum press CORVUS®-W (refer to page 48). Expand your workplace while saving space. When not in use, simply fold up the vacuum press and the support feet secured by a spring bolt.




**Your biggest benefit:**  
You can process several workpieces simultaneously in less time!



*Vacuum press with cover plate, to be used as work table*



*Low space requirement and mobile*

-  **System press**  
expandable at any time with accessories up to a carcass press
-  **Quick set-up**  
tool-free attachment and removal of accessories
-  **Space-saving**  
through folding vacuum press

#### Base version RPG-V models

- Solid base frame
- 90° stop
- Folding vacuum press
- Vacuum press (dry-running)
- 100 l tank

#### Base version RPGL-V models

- 6 mm steel hole plate with 70 mm hole grid

Dimensions, refer to table on page 59

#### Speed-up option:

##### Advantages

- Higher pressure
- Up to 50% shorter press time
- Electronically maximised pressure

##### Additional scope of supply

- Vacuum press, lubricated with circulating oil
- Power: 40 m<sup>3</sup>/h
- Pressure controller: digital type REVO II, Benefits, refer to page 43
- Vacuum distributor plate

# MULTI-press RPG-V / RPGL-V



*RPG-L-V with hole plate with optional accessories*



*RPG-V with optional accessories  
Various accessories, starting page 72.*

## User video



■ Cover plate for vacuum press (optional)

■ Hold-down clamps with trapezoidal spindle (optional)

■ Solid base frame powder-coated surface

The creative press

# MULTI-Press RPL


With the BARTH hole plate press  
RPL your ideas have no limits.

Due to the small hole pitch of 70 mm and the large stroke of the rack-and-pinion gear, any contour can be pressed. The laser-cut precision holes are precisely positioned to 0.1 mm. The hole plate press is available in various standard sizes (refer to table on page 59). Special solutions are possible on request.

## Base version RPL

- 6 mm steel hole plate, hole grid 70 mm
- 90° stop

Various accessories, refer to page 74  
Dimensions, refer to table on page 59



RPL with accessories push-rod clamping device



**Adjustable**  
individual arrangement of bonding  
tools in a 70 mm hole grid



**Mobile**  
mobile use  
due to smooth-running  
mobile frame (optional)

**Sturdy moving device**  
up to size 2540 (optional)

BARTH press technology

# Manual hydraulic cylinder HSH01



#### Time saving

The time saving and the high pressure allow the use of a glue with short curing times. In this way, a double time saving is achieved!

#### 100 mm stroke

The extended stroke also allows the pressing of dowel connections in large lengths in only one pass. This saves time!

#### 2,000 kg pressing force

Due to the high pressure an even thinner, exact glued joint is achieved! The result is a barely visible glued joint!

#### 2-step pump system

The distance up to the workpiece is covered by a quick stroke. This saves time! For pressure build-up, the system automatically switches to pressure stroke. Thus, the maximum pressure of 2,000 kg is easily reached.

#### One-hand operation

Clamping and unclamping with one handle! No additional valve for unclamping - simply push the handle upwards. Thus, one hand is free to clamp, hold or position the workpiece.

#### Overload protection

After reaching the maximum pressure, an overpressure valve protects the entire system, to ensure its longevity!

The ergonomic and technical special hydraulic system, the manual hydraulic clamping system, has been developed by BARTH. When developing this hydraulic clamping system, absolute closeness to practice was right at the top of the specifications. The one-handed operation allows clamping and unclamping with a handle. The operating element was positioned as far down as possible. In doing this, accessibility and ergonomics of the operating lever are significantly improved for larger workpieces.

The manual clamping hydraulics are equipped with an innovative quick stroke and automatic switch-over to the pressure stroke. The large lifting range of 100 mm avoids "repositioning" of the hydraulics with long dowel connections. The large stroke significantly facilitates the equipment of the carcass function.



#### Retrofittable also for many third party equipment

e.g. retrofitting kit for HESS press  
Art. BM-35-03-02-71

Solutions for trade and industry

# BARTH press technology innovations

## Rack-and-pinion-gear



suitable for	Art.no.
RPW models	BM-35-02
RPG models	BM-60-02

Affordable pressure element, which works purely mechanically with a self-locking gear transmission.

### Advantages

- 140 mm stroke
- Pressure approx. 1,000 kg
- Very quick stroke

## Comfort equipment



suitable for	Art.no.
RPG models	BM-60-41
RPGL models	BM-70-41

The pressure is produced easily and sensitively by hand lever at a central location. All pressure elements are enabled at the same time. Any cylinder can be disabled individually.

## Pro equipment



suitable for	Art.no.
1 circuit unit RPG	BM-60-43
1 circuit unit RPGL	BM-70-43
2 circuit unit RPG	BM-60-44
2 circuit unit RPGL	BM-70-44

Pressure build-up takes place at a central location without any effort using the electrical unit.

## DUAL



suitable for	Art.no.
RPG models	BM-60-42
RPGL models	BM-70-42

The benefits of the manual hydraulic cylinders and the Comfort equipment are combined here. As needed, control can be performed individually on the cylinder or conveniently on the central pump unit.

## eDUAL



suitable for	Art.no.
1 circuit unit RPG	BM-60-45
1 circuit unit RPGL	BM-70-45
2 circuit unit RPG	BM-60-46
2 circuit unit RPGL	BM-70-46

The benefits of the manual hydraulic cylinders and the Pro equipment are combined here. As needed, the cylinder can be actuated manually from the central unit or very comfortably using the electro-hydraulic unit.

## Pneumatic equipment



- Upon request
- Max. pressure 500 kg per cylinder
- Various control options
- Ideal for large-scale production



## Accessories

Thanks to the BARTH modular system, your BARTH MULTI-press adapts to the growing requirements. For example, various attachments can convert a simple bonding press into a frame or even a carcass press. With the BARTH MULTI-press system press, there is no reason why an order-related extension should not be possible - an important decision-making criterion.

### Press units

#### Rack-and-pinion gear



suitable for	Art.no.
RPG models	BM-60-02
RPW models	BM-35-02

#### Manual hydraulic cylinder



suitable for	Art.no.
RP models	BM-35-03
RPG (L) 20 models	BM-60-03
RPG (L) 25 models with higher clamping dimension	BM-60-07
RPG-NH models	BM-65-03

#### Central hydraulic cylinder



suitable for	Art.no.
RP-Comfort / RP-Pro	BM-55-04
RPG (L/NH) 20 Comfort/Pro	BM-60-04
RPG (L/NH) 25 Comfort/Pro with higher clamping dimension	BM-60-08

#### DUAL hydraulic cylinder



suitable for	Art.no.
RPG (L) 20 DUAL/eDUAL	BM-60-06
RPG (L) 25 DUAL/eDUAL with higher clamping dimension	BM-60-09
RPG-NH models	BM-65-06



## Lateral pressure devices

#### with 2 rack-and-pinion-gears



suitable for	Art.no.
RP (W) models	BM-35-20
RPG/RPGL models	BM-70-20
RPG 25 models	BM-60-23
RPG-NH models	BM-65-20

#### with 2 manual hydraulic cylinders



suitable for	Art.no.
RP models	BM-35-22
RPG/RPGL models	BM-70-22
RPG 25 models	BM-60-25
RPG-NH models	BM-65-22

#### 90° stop to attach



suitable for	Art.no.
RPG (L) 20 models	BM-60-29
RPG (L) 25 models with higher clamping dimension	BM-60-31

## Hold-down clamps

#### Hold-down clamp



suitable for	Art.no.
RP models	BM-35-10

#### Hold-down clamp plus



suitable for	Art.no.
RPG models	BM-60-11
RPGL (press unit level)	BM-70-12

## Various accessories

**Carcass top tensioner**



suitable for	Art.no.
all except RPW	BM-35-42
Carcass set: 1x carcass top tensioner and 1x carcass support	BM-35-46

**Carcass support**




suitable for	Art.no.
all models	BM-35-41
Carcass set: 1x carcass top tensioner and 1x carcass support	BM-35-46

**Movable frame**



suitable for	Art.no.
RP / RPW models	BM-35-55
reinforced version	BM-70-55

**Mitre bonding device**



suitable for	Art.no.
all models Set, includes 4 brackets	BM-35-57

**Swivel-mounted shoe  
± 30°**



suitable for	Art.no.
all models	BM-35-56

**Drawer set resp. with  
150 mm support shoe**



Pressure point offset for...	Art.no.
30 mm	BM-35-43
50 mm	BM-35-45


## Accessories for 6 mm steel hole plate (hole diameter 15.5 mm)

**Rack-and-pinion gear,  
small**



	Art.no.
small	BM-70-31

**Rack-and-pinion gear,  
large, for hole plate**



	Art.no.
large	BM-70-33
large for belt retainer	BM-70-05

**Belt with turnbuckle**



	Art.no.
Length 3,000 mm	BM-70-05-0300

**Support**




	Art.no.
360° pivotable	BM-70-34

**Vertical clamping device**



	Art.no.
with 2K handle, jaw capacity, clamping height 200 mm	BM-70-38


**Push rod clamping device**



	Art.no.
without spring	BM-70-36
with spring	BM-70-37

More than 30 years of experience

# Custom solutions for frame and bonding presses

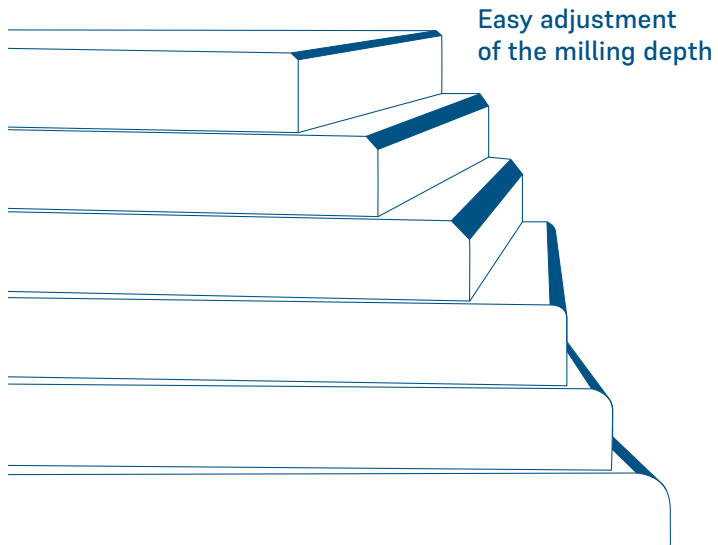


For a perfect edge finishing

# Round and chamfer grinding machine

Profiling and grinding are two operations which are carried out in different ways and using different procedures.

This usually requires a significant amount of manual work. With this machine, we offer a system allowing to perform such operations quickly and accurately in a continuous process. Our universal machine type, equipped with an extra-long machine table and easily adjustable pre-milling unit ensures time-saving complete machining of curved or chamfered edges in one operation.



## Basic equipment RFM 320S SET

- Adjustable grinding tool for 8 radii (2, 3, 4, 5, 6, 8, 10 and 12.5 mm)
- Chamfering equipment up to 16 mm depth (continuously)
- Grinding belt oscillation with pneumatic belt cleaning
- 16A socket for feed unit
- Suction connection  $\varnothing$  80 mm
- Pre-milling unit 1,100W / 220 V, continuously adjustable up to 25,000 rpm
- Milling range up to radius 12 mm
- Movable frame with 2 lockable 2 steering rollers and 2 castors
- Workpiece support, 380 mm pulled-out width

## Footprint L x W x H in mm

- RFM 320S SET: 1,600 x 690 x 1,050 mm



### Particularly economical

Mechanical belt oscillation, pneumatic belt cleaning and gentle belt guidance via a specially modified graphite sliding coating ensure a long service life of the grinding belts of 2,300 mm in length.



### Short set-up times

Easy adjustment of curve or chamfer, maximum time savings even with single pieces.



### Perfect grinding quality

Precise calibration of curve or chamfer, clean transition into the surfaces, by means of finely adjustable belt guide jaws.



### Wide range of radii

The use of individual radius modules makes it possible to perfectly grind even curves over 12.5 mm, up to radius 25 mm, e.g. handrails.



Instant information at:

+49 8621 5050 600 or  
[info@barth-maschinenbau.de](mailto:info@barth-maschinenbau.de)



**ROBERT EICHINGER**  
Eichinger Schreinerei GmbH  
in Neuhaus am Inn

*"We build winter gardens and have lots of edges to round and sand. We used to sand it all by hand.*

*We have used the RFM radius and chamfer grinding machine for 2 years and are very impressed as we can exactly process all rounds in one operation."*

For the complete customer statement, visit us on the Internet at:



**1** Pre-milling



**2** Curve



**3** 45° chamfer



■ Workpiece support extendable by 380 mm

■ Pre-milling unit easily adjustable



We recommend one feed unit for an even sanding pattern

For sliding table saws

# Swivelling fence

Finally, a swivelling fence that protects the mitre cut and allows for an exact cut. With a stop length of 1.10 m, your workpiece will be optimally held. Angles from 0° to 45° with perfect support on the swivelling fence ensure the exact cut because the workpiece can no longer slip under the fence. For a guaranteed long-lasting function, the BARTH swivelling fence is made of a solid construction and can nevertheless be mounted quickly and easily.



User video



- Fence length 1,100 mm
- Angles from 0° to 45°

BARTH

# References

Trade ...



Schubbauer GmbH  
www.schubbauer-gmbh.de



Margreiter GmbH  
www.margreiter-moebelmanufaktur.com



Schreinerei Peter Kurz  
www.schreinerei-peter-kurz.de



Linnemann  
www.linnemann-einrichtungen.de



Athmer & Söhne  
www.athmer-und-soehne.de



Weishäupl Werkstätten  
www.weishaeupl.de

Industry ...



Oldenburger Möbelwerkstätten GmbH  
www.oldenburger.com



Palmberg Büroeinrichtungen  
+ Service GmbH  
www.palmberg.de



Wolf GmbH  
www.wolf.eu



a family affair since 1877

Barth Brixen  
www.barth.it



Design Composite GmbH  
www.design-composite.com



Viessmann Gesellschaft m.B.H.  
www.viessmann.at

# Customer statements



USER VIDEOS  
[www.barth-maschinenbau.de/videos/](http://www.barth-maschinenbau.de/videos/)



**Robert Rager – Staatstheater Augsburg**

"We have chosen a BARTH frame press as it is incredibly flexible to use. In addition, we ordered the hole plate as it also allows to press relatively slanting, bulky frames."



**Bastian Weippert – commod - Feines in Holz**

"Together with BARTH, we have made observations on how we could make our employees' work easier and ergonomically better. We are very satisfied with the products and thank you."



**Bernd Lotter – Lotter-Objekt, Kelheim**

"The ergonomics of the lifting tables are gladly accepted by the employees. Large, heavy workpieces can be processed at the correct working height."



**Thomas Huber – Bau- & Möbeltischlerei, Kirchbichl**

"A very important investment for us was the acquisition of, among other things, the BARTH vacuum units – stand-alone or mounted directly on the workbench. They really pay off! The gain in surface quality is brilliant, the added value is enormous! There are a lot less scratches on the workpieces. Each part is optimally fixed and can then be processed further."



**Bernhard Daxenberger – Schreinerei Daxenberger, Seon**

"The bench area optimization that we carried out with BARTH started with the first vakuuLIFT about 3 years ago. Before that, we made experiments with simple lifting tables. But then we came to the conclusion that only the full version with vacuum clamping device and accessory program made sense for us. We are fully convinced of this solution."



**Thomas Berer – Schreinerei Berer, Bad Birnbach**

"After thinking about it for a long time, I replaced my hydraulic veneer press with a BARTH vacuum press. Today I am happy that I took this step."



Open and honest advice

High quality standards

Innovative products

High value in use

Regional suppliers

Made in Germany